



Building Guide

Colorado Chapter of the International Code Council

Single Family Residential One Story Detached Garage

How to Use this Guide

Provide two sets of plans, drawn to scale and complete the following (*hint: use graph paper with 1/4" squares. Example: 1/4" = 1'*):


1 Complete this Building Guide by filling in the blanks on page two and three, and indicating which construction details will be used.

2 Provide 2 Plot Plans (site plan) showing dimensions of your project and its relationship to existing buildings or structures on the property and the distance to existing property lines, drawn to scale.

3 Fill out a building permit application.

The majority of permit applications are processed with little delay. The submitted documents will help determine if the project is in compliance with building safety codes, zoning ordinances and other applicable laws.

The Colorado Chapter of the International Code Council is a professional organization seeking to promote the public health, safety and welfare to building construction. We appreciate your feedback and suggestions. To obtain a master copy of this building guide, please write to the Colorado Chapter of the International Code Council, P.O. Box 961, Arvada, CO 80001.
<http://www.coloradochaptericc.org>



This handout was developed by the Colorado Chapter of the International Code Council as a basic plan submittal under the 2009 International Residential Code. It is not intended to cover all circumstances. Check with your Department of Building Safety for additional requirements.

Pueblo Regional Building Dept.
316 West 15th Street
Pueblo, Colorado 81003
(719) 543-0002

Single Family Residential One Story Detached Garage

Directions

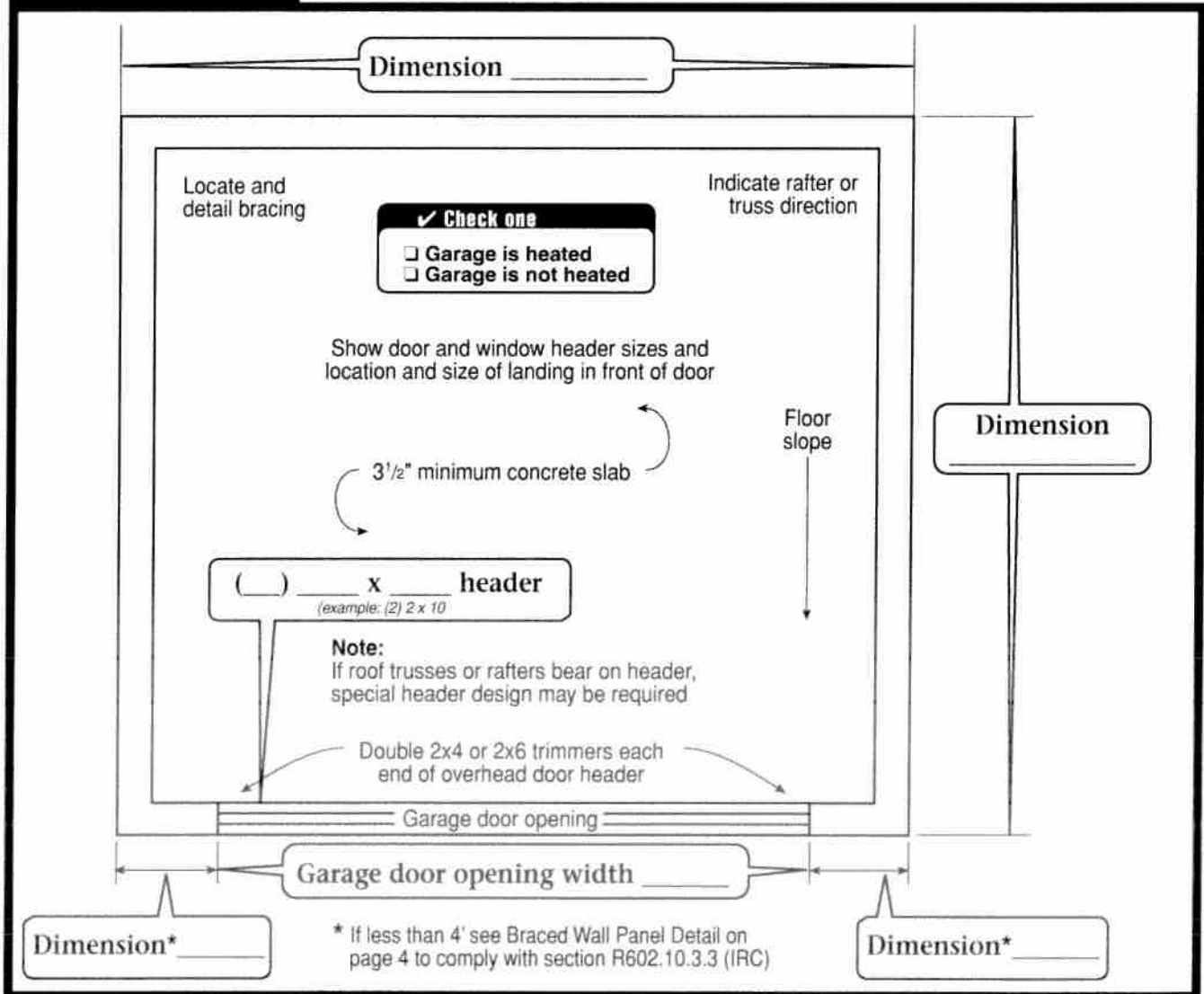
1. Fill in the blanks on pages 2 and 3 with dimensions and materials which will be used to build the structure. Please print legibly.

Address: _____

2. Indicate in the check boxes on page 3 which details from page 4 will be used.

Note: Heated garages will require insulation, such as ceilings, walls, and foundation.

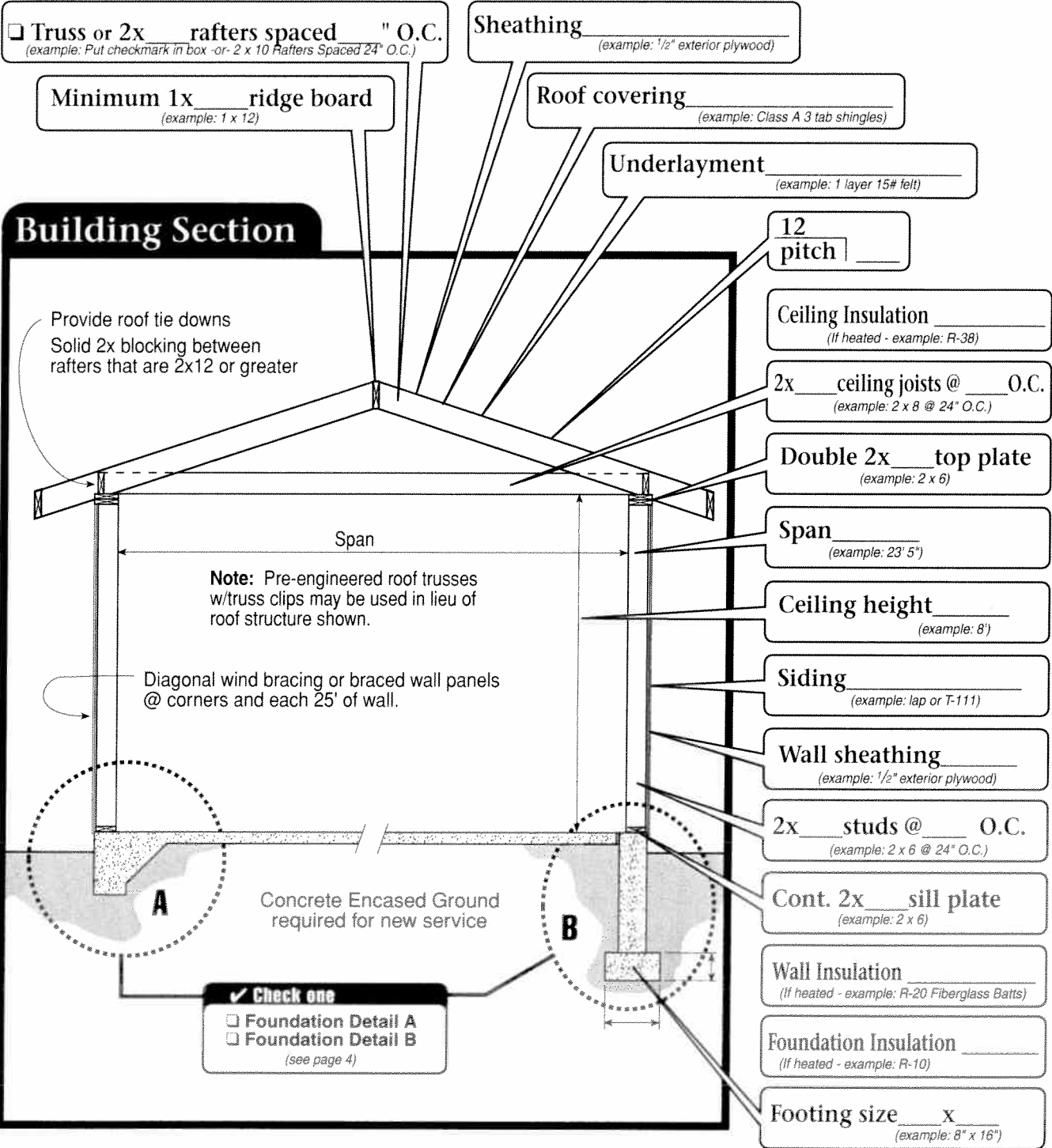
Floor Plan



This handout was developed by the Colorado Chapter of the International Code Council as a basic plan submittal under the 2009 International Residential Code. It is not intended to cover all circumstances. Check with your Department of Building Safety for additional requirements.

Single Family Residential One Story Detached Garage

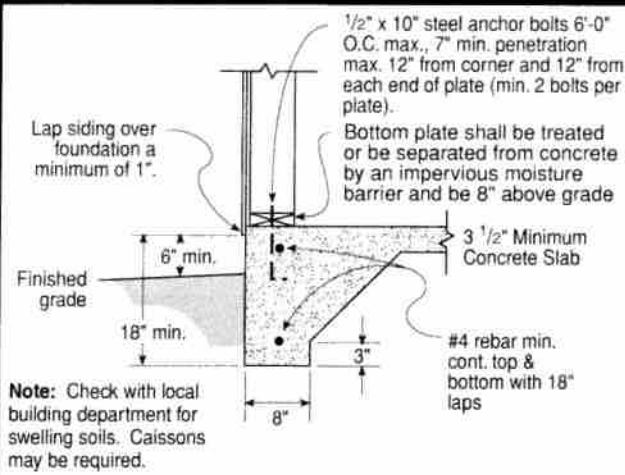
Note: For roofs with slopes less than 4:12, follow manufacturer's instructions for low slope application of roofing material.



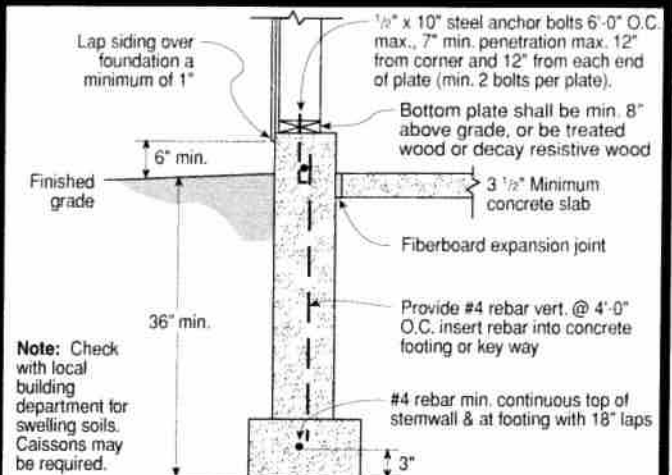
This handout was developed by the Colorado Chapter of the International Code Council as a basic plan submittal under the 2009 International Residential Code. It is not intended to cover all circumstances. Check with your Department of Building Safety for additional requirements.

Single Family Residential One Story Detached Garage

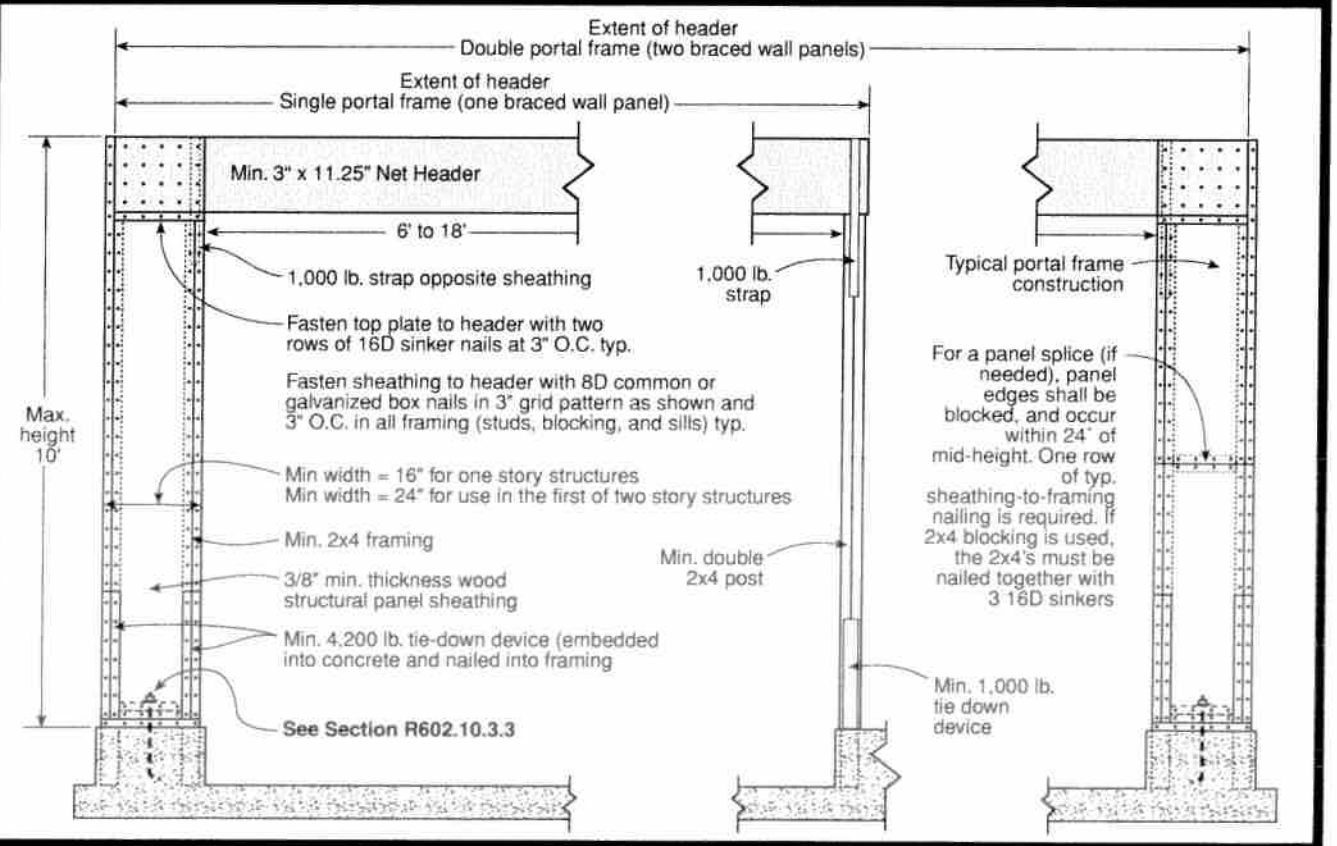
Foundation Detail A



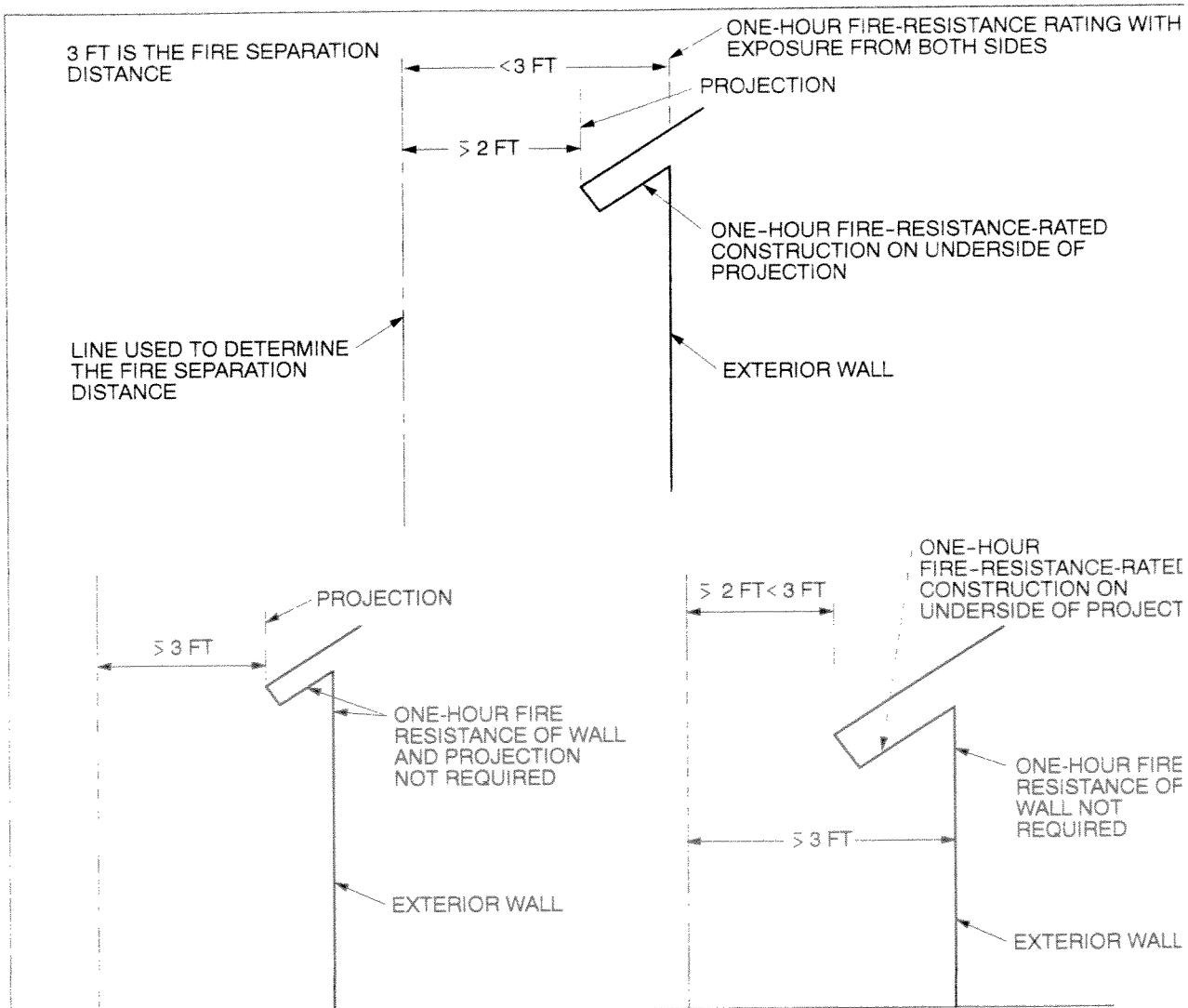
Foundation Detail B



Braced Wall Panel Detail figure 602.10.3.3




This handout was developed by the Colorado Chapter of the International Code Council as a basic plan submittal under the 2009 International Residential Code. It is not intended to cover all circumstances. Check with your Department of Building Safety for additional requirements.



For SI: 1 foot = 304.8 mm.

Figure R302.1(1)
EXTERIOR WALLS AND PROJECTIONS



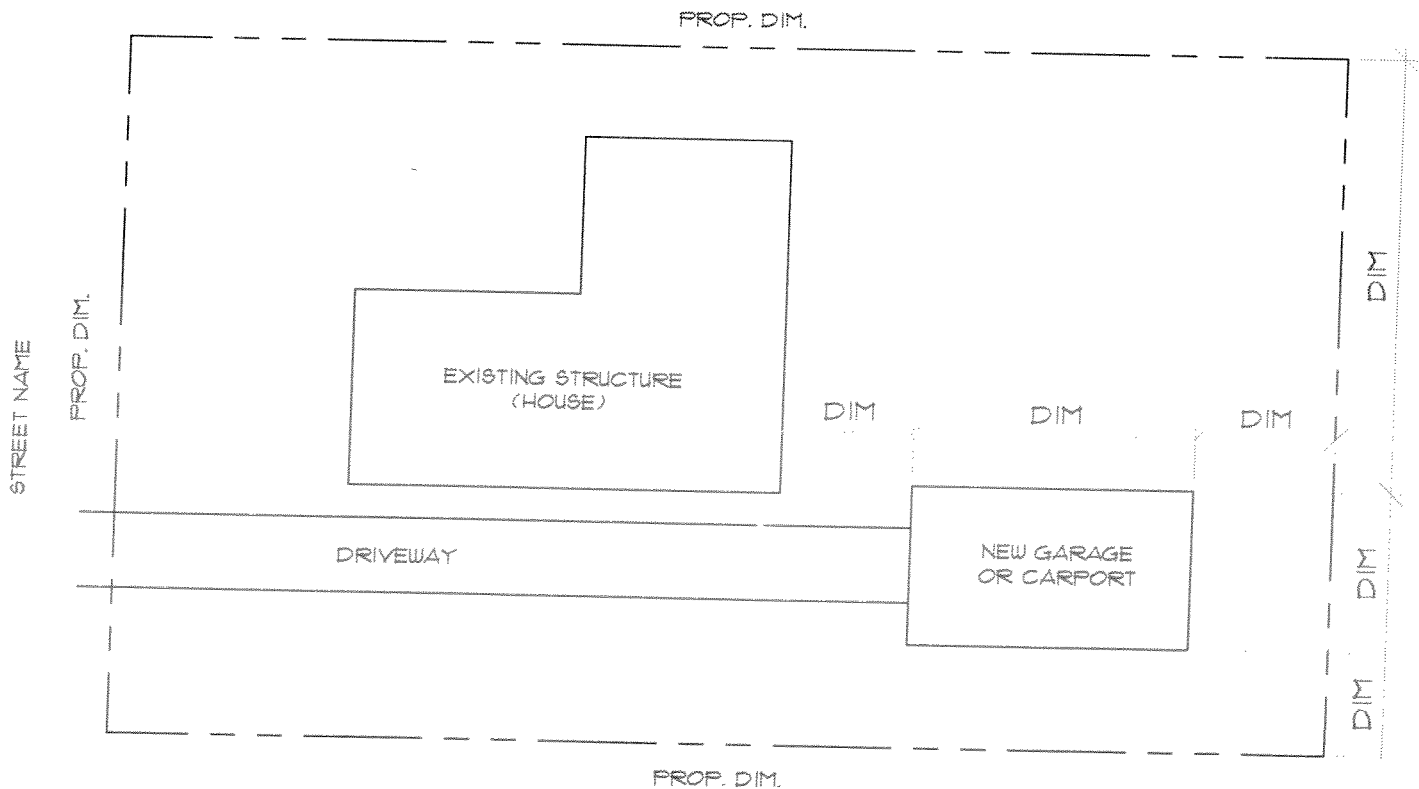
REGIONAL BUILDING DEPARTMENT

316 W. 15th Street • Pueblo, Colorado 81003 • (719) 543-0002

SINGLE STORY DETACHED GARAGE

- 1. Provide Two (2) sets of plans.
Provide 2 plot plans
See attached example
- 2. Fill out and complete Required Project Approval Sheet (routing)

The majority of permits are processed with little delay.
The submitted documents requested will help determine if the project is in compliance with building safety codes, zoning ordinances and other applicable laws.



PLOT PLAN = NORTH →

EXAMPLE OF PLOT PLAN LAYOUT (GARAGE)